

UOC FIRE EMERGENCY PROCEDURES



Official Safety Protocol & Survival Guide
for the University of Crete

RULE 01: STAY CALM.

Panic is the greatest hazard in an emergency. Clear thinking enables rapid, safe action. Take a breath and follow the protocol.

Assess the Threat: Flee or Fight?



The fire is spreading or poses an immediate threat to life.



Initiate Evacuation Protocol
(Proceed to Phase 1)

You witness the exact start of a small fire and are trained to act safely.



Attempt Extinguishment
(Proceed to Equipment Guidelines)

Phase 1: The Alert Protocol

1. Activate



Press the nearest fire alarm button immediately.

2. Call



Dial the Fire Department at 199 or the European Emergency Number 112.

3. Notify



Contact the UOC Facility Fire Safety Officer.



Fire Protection Team Activated.

The team is mobilized to handle the fire safely according to their specialized training.

Phase 2: Evacuation Rules



Use Designated Escape Routes.

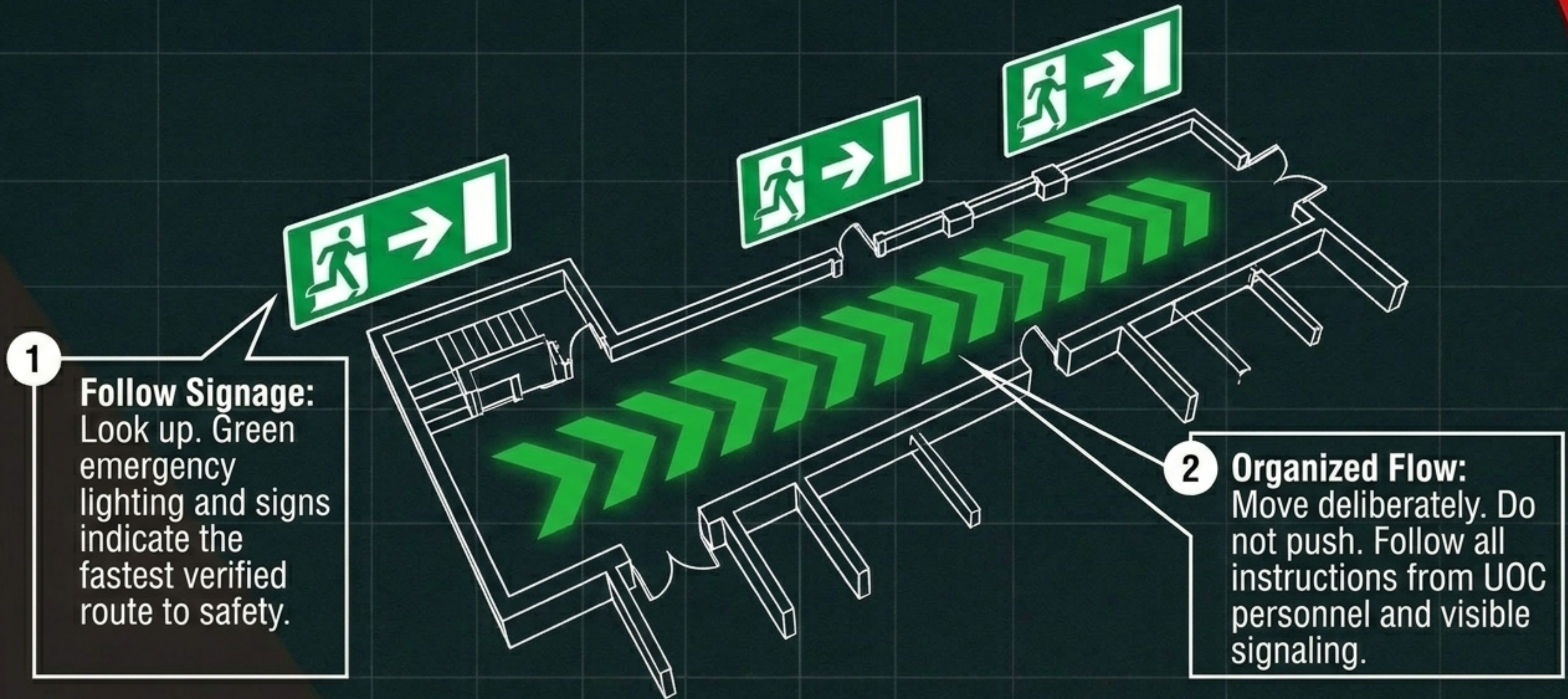
Follow emergency exit signs and organized egress instructions from staff.




NEVER Use Elevators.

Under no circumstances should lifts be used during a fire alarm. The shafts can act as chimneys for deadly smoke.

Phase 2: Organized Egress




Phase 3: The UOC Assembly Point



Danger Zone

Strict Safe Distance




Predetermined Assembly Point

Proceed directly to the predetermined UOC Assembly Point. Remain in the open air. Maintain a strictly safe distance from all buildings and potentially dangerous structures.

Phase 3: Critical Intelligence



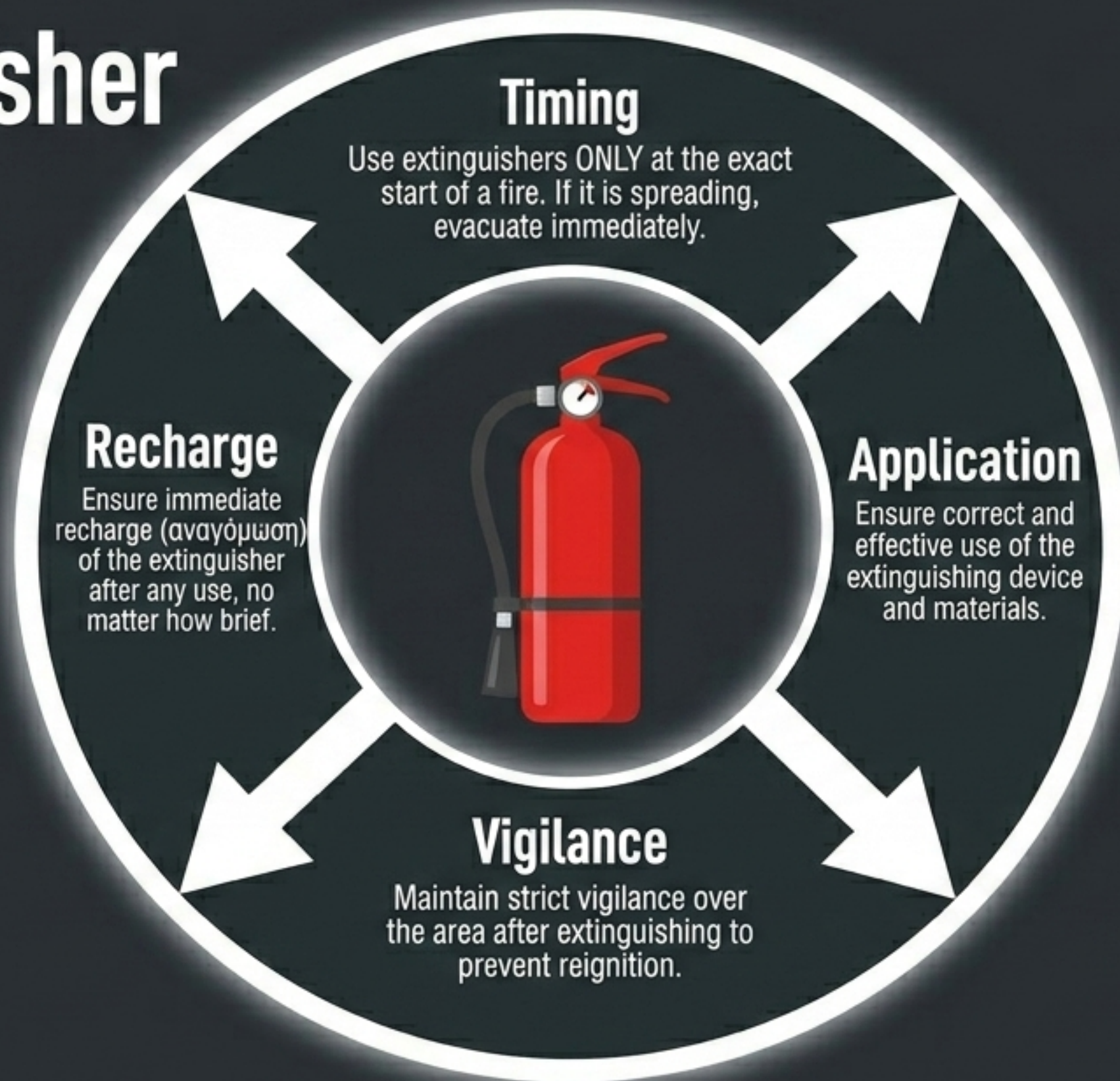
Report immediately to authorities or the Fire Protection Team. Share anything you know about the fire: its exact location, how it started, or if anyone was left behind.



ABSOLUTE PROHIBITION OF RE-ENTRY

You may not return to the building under any circumstances. Re-entry is strictly forbidden until official approval for the resumption of operations has been explicitly granted by the authorities.

Equipment: The Extinguisher Lifecycle



The UOC Quick-Action Card (Screenshot This Slide)



CALL: 199 or 112. Alert UOC Fire Safety Officer.



EVACUATE: Follow signs. **NEVER** use elevators.



ASSEMBLE: Go to the predetermined outdoor point. **NEVER** re-enter until officially cleared.

University of Crete - Official Fire Emergency Protocol